

Evaluation @ Loft


Step 1 Introduction

Introduction:

Please read through this manual to avoid any misunderstandings and to gain the knowledge on how to evaluate the race without being in the club.

Online Basketing List

Will be automatically transferred to the server



Evaluation @ Loft Key Card



www.benzing-live.com



Race Export Files.

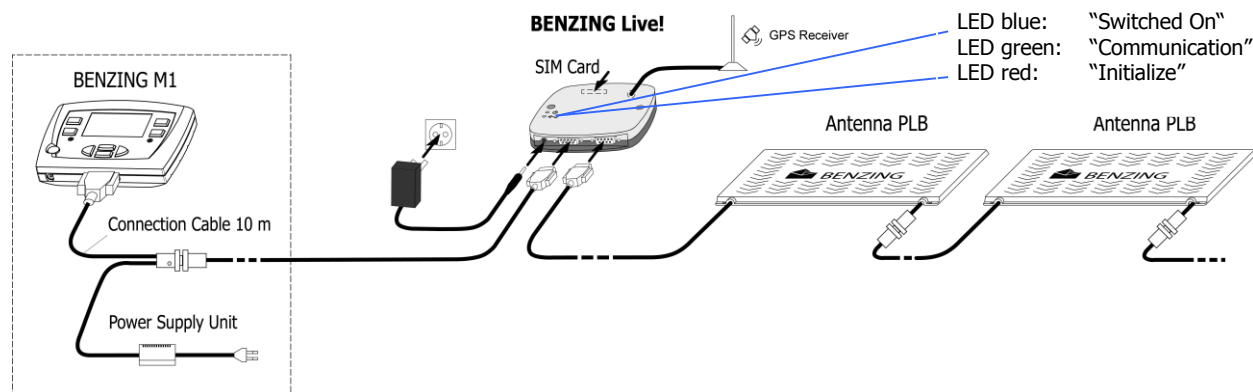
The BENZING Live! is equipped with several export functions. They can be used after the evaluation of a race.



1. For Evaluation @ Loft the minimum required firmware version for the BENZING M1 is 04.00, for the BENZING Live! 2.0 and for the BENZING Clubsystem 4.0!
2. Before the basketing process starts, make sure, that the Clubsystem has been synchronized by a GPS or Radio Clock time source and that the GPS to UTC offset has been set in the time menu of the BENZING Clubsystem.
3. Be sure that the pigeons of the race(s) are arrived in your loft, when you start the evaluation. When the evaluation has been made, the pigeons, which arrive later, will not be ranked in the race!
4. The Evaluation @ Loft does only work, if the BENZING Live has a GPS Signal and a GSM connection! For this, you can check the current status of the BENZING Live! in the BENZING M1 Menu!
5. You can check the current status of the Live! within the "LIVE INFO" menu item.



NOTE: An evaluation can be made only under some circumstances. If the Clubsystem time is set manually, it won't be possible to do the evaluation at the loft due to the evaluation time comparison which compares the M1 Clock time with the GPS Time. Be sure, that the GPS offset to UTC is also adjusted in the BENZING Clubsystem, otherwise the Evaluation @ Loft is not possible! You have to save this offset only once!



Step 2 Manage your Race

While the BENZING M1 is running and everything is set up, the BENZING Live transfers the current race information to the BENZING-Live.com Webserver.

To configure your race you'll need to open up the BENZING-live website and open the "My Races" panel.

If you're using the **Seasonmap** with all its race information, the BENZING Live! will transmit the race info to the BENZING Live Website. So you just need to check that all values are correct. Otherwise the standard values will be used and shown on the website:

FlightID	Name	Release Date / Time	Release Point	Distance
1383224602	01.Race	1970-01-01 00:00:00		

To change the details of the race, you can do that by clicking onto the button.

Details

Name: Race Name Please fill in the name of your race/training

Release Date / Time: 2013-10-31 10:00:00 Please fill in the release time of your race/training

Release Point: Statue of Liberty, New York Please fill in the release point of your race/training

Release Latitude*: 44° 11' 22" N Please fill in the release latitude of the release point

Release Longitude*: 8° 21' 44" E Please fill in the release longitude of the release point

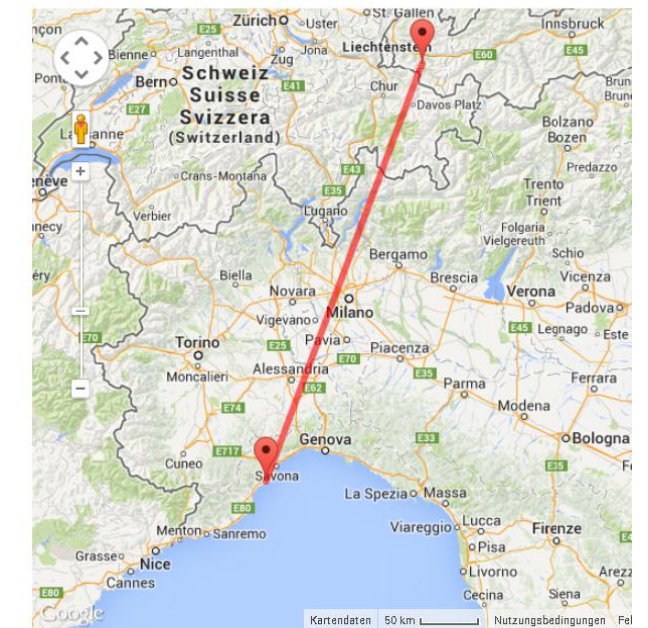
Loft Latitude*: 47° 4' 35.76" N Loft latitude is automatically filled in, when they have been saved in the user profil

Loft Longitude*: 9° 54' 31.97" E Loft longitude is automatically filled in, when they have been saved in the user profil

Distance unit: Yards Distance unit for the distance field below in this flight (meter, yards, miles)

Distance: 375313.4 The distance will be calculated automatically, when the release coordinates have been filled in. The distance can be filled in, when the release coordinates are 0, 0!

Map



Afterwards it'll show the arrivals of your pigeons with speed calculations and distances.





Arrival order

Pos.	Pigeon	Sex	Color	Arrival Date / Time	Speed
1	ES 6 0170 00002	h	RODA	2013-10-31 13:04:37.400	2,032.86 yrd/min
2	ES 6 0170 00004	h	RODA	2013-10-31 13:04:39.900	2,032.40 yrd/min
3	ES 6 0170 00003	h	RODA	2013-10-31 13:04:41.100	2,032.19 yrd/min

Evaluation @ Loft

Basketing List

The BENZING Live! transfers all lists (Basketing, Evaluation, Missing List), in the same way they are printed at the BENZING Clubsystem, to the BENZING Live! Website. They hold the same information as the familiar ones of the Clubsystem.

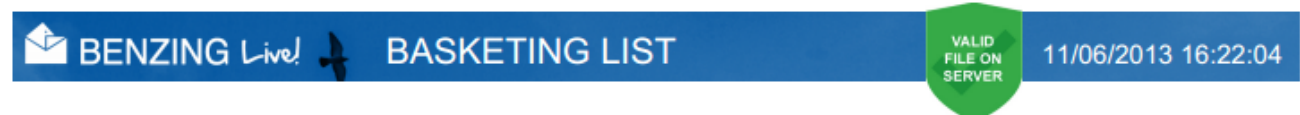
-  **Basketing List** This icon will be shown at the race after the M1 is running.
-  **Evaluation List** This icon will be shown after the evaluation at the loft is made.
-  **Evaluation List** This icon will be shown after evaluation at the club, and only if the race is not cleared.
-  This icon will be shown after the evaluation, and only if there a few pigeons missing.

With the new firmwares for all devices it is still possible to evaluate your race in the club! When the evaluation is made in the club and the pigeons are not released, the BENZING M1 will also transmit the evaluation data onto the website and the evaluation list will be marked with a green "Evaluation List" symbol.

The BENZING M1 transfers the Basketing List right after the system is running. It can be found at the "My Races" pages or within the race itself:



Now you can open the Basketing List by clicking onto the "Basketing List" button and you can print it out from any PC you want.



Race : 01.Race Releasepoint: Statue of Liberty, New York

Fancier No. : xxxxxxxx 000000 Fancier Name: Bawart Andreas
 Latitude : 47° 4" 35.76' N Longitude : 9° 54" 31.97' E

Masterclock : 2013-11-04 14:09:50 GPS
 Pigeonclock : 2013-11-04 14:09:50 +00
 Synchroniz. : 2013-11-04 14:09:50
 Basket Pigeons: 008

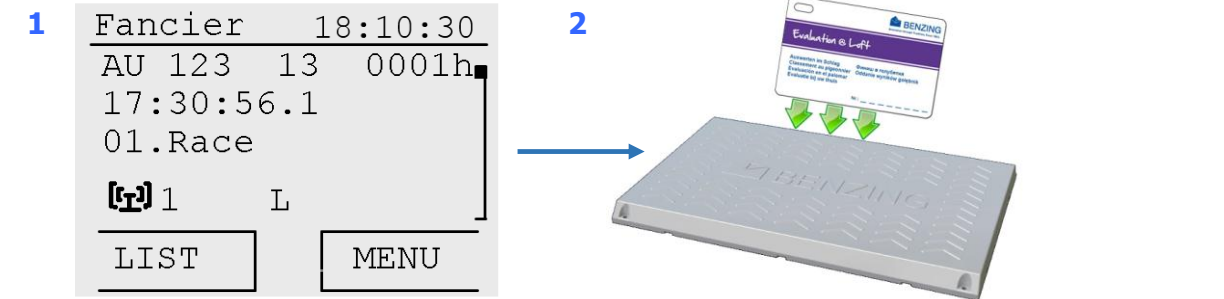
No.	Ringnumber	Col.	Electr.	Basketing	Nom	Comments
		Ringno.	Date	Time		
001	ES 6 0170	00005	h	RODA DA1E3DC8 04.11	14:09:51	
002	AE 12 RSCO	12	h	AAAA DA1E3DD1 04.11	14:09:52	
003	BD 6 RSCO	0001	h	DA22C159 04.11	14:09:54	
004	AE 12 RSCO	11	h	AAAA DA34A890 04.11	14:10:01	
005	BD 6 RSCO	0002	h	DA24EB24 04.11	14:10:02	
006	ES 6 0170	0001	h	RODA DA1E3B99 04.11	14:10:04	
007	ES 6 0170	00002	h	RODA DA1E3DDE 04.11	14:10:07	
008	AE 12 RSCO	10	h	AAAA DA34A818 04.11	14:10:08	

Signatures: Fancier Secretary Official

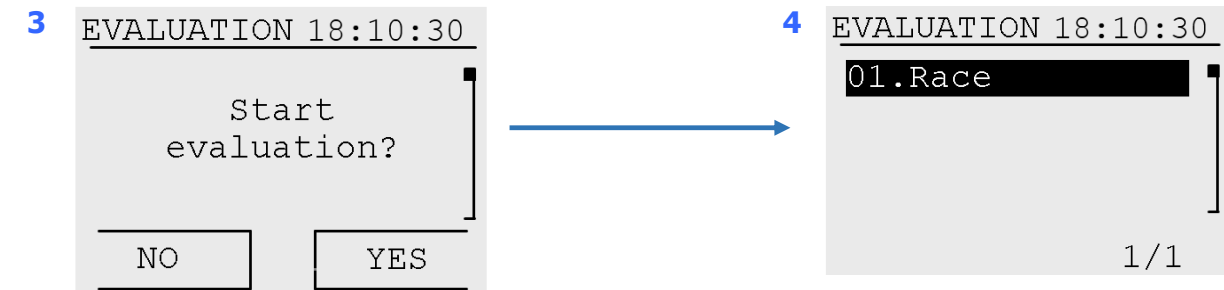
SW-Version: US-04.00 Racenumber: 21277 Serialnumber: 001337
 Club-Antenna: BENZING 48904255 SW-4.0 HW-8.0 Authorization: 80001D78

Evaluation @ Loft

After the successful race you can start the evaluation process easily by gathering the "Evaluation @ Loft"-key card. Make sure that all pigeons arrived and then start the evaluation @ loft process.





After holding the "Evaluation @ Loft"-key card over the loft antenna, the BENZING M1 asks you to evaluate the race. By accepting it by pressing "YES" you'll be able to choose the race you would like to evaluate.



Select the race you'd like to evaluate and press "YES". The BENZING Live! will then transmit the required data to the BENZING Live! webserver. There you will find the evaluation file and the Evaluation Export feature as well. Just log-in at <http://www.benzing-live.com>

NOTE: The evaluation can be made only if the BENZING Live! has GPS signal and GSM connection!



 BENZING reserves the right to not be responsible for the topicality, correctness, completeness or quality of the information provided. Liability claims regarding damage caused by the use of any information provided, including any kind of information which is incomplete or incorrect, will therefore be rejected.